

Service manual

Version: 2.00

Ident: GS 2-ED

Series: GS

Part-Number: 0700_A

This part can be ordered.



Chapter

105575 - Clime Control IS100 - V:2.00

500221 - Door complete Prover2-ED IS100 - V:2.00

Frame Prover2-ED IS100 - V:2.00

Tray Runenrs Prover2-ED complete (2x10) - V:2.00

105387 - Water-Energy-Unit Prover-ED - V:2.00

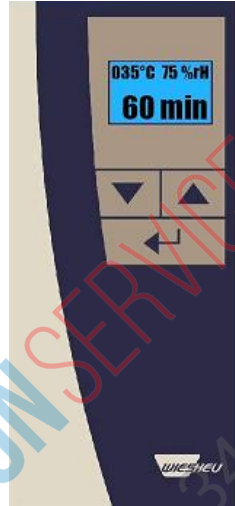
Service manual Clime Control IS100

Version: 2.00

Ident:

Series: GS-ED

Part-Number: 105575



Chapter

105575 - IS control 100



PLATON SERVICE
8 (800) 500-34-47
www.platonservice.com

Part: IS control 100

Part-Number: 105575



PLATON SERVICE
8 (800) 500-34-41
www.platonservice.com

Service manual

Door complete Prover2-ED IS100

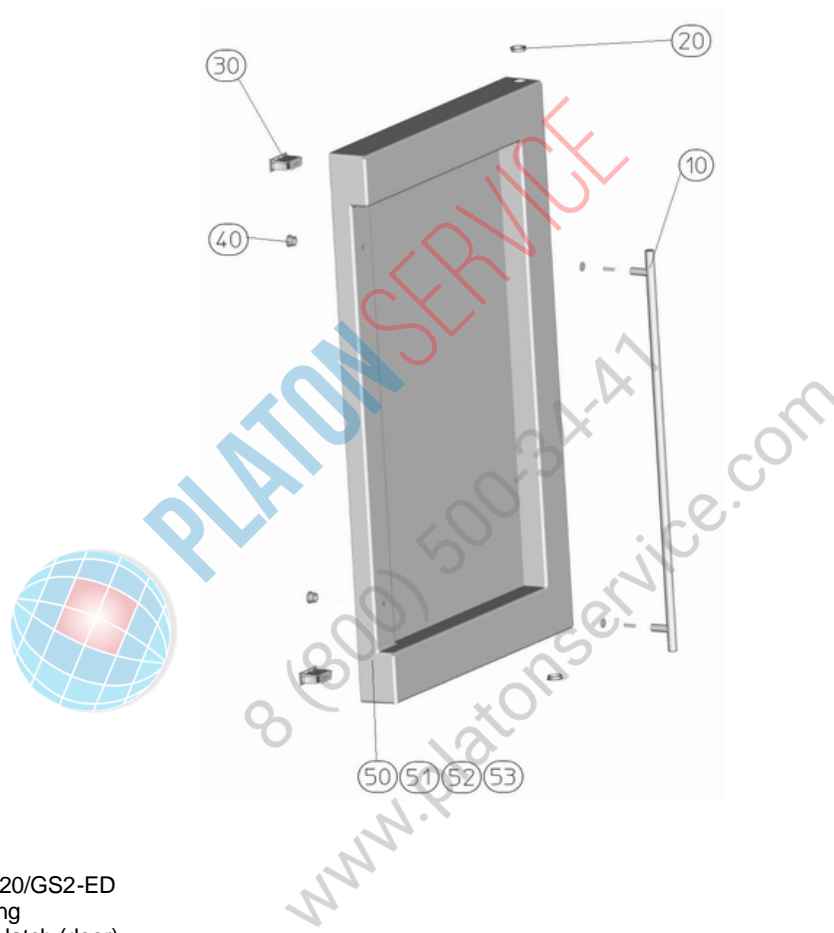
Version: 2.00

Ident: GS 2-ED

Series: GS

Part-Number: 500221

This part can be ordered.



Chapter

- [010] - 102808 - Handle GS20/GS2-ED
- [020] - 102812 - Bush bearing
- [030] - 102807 - Vice action latch (door)
- [040] - 34297 - Plug (door)
- [050] - 105046 - Door, left GS2-ED
- [051] - 105044 - Door, left with cutout GS2-ED
- [052] - 105047 - Door right GS2-ED
- [053] - 105045 - Door right with cutout GS2-ED

Part: Handle GS20/GS2-ED

Part-Number: 102808



Part: Bush bearing

Part-Number: 102812



Part: Vice action latch (door)

Part-Number: 102807



Part: Plug (door)

Part-Number: 34297



PLATON SERVICE
8 (800) 500-34-47
www.platon-service.com

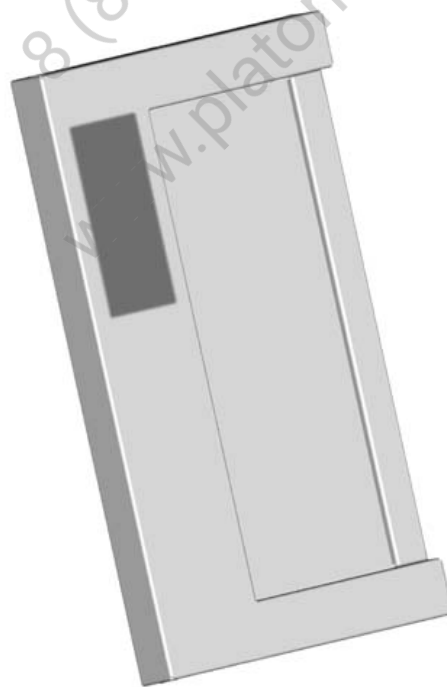
Part: Door, left GS2-ED

Part-Number: 105046




Part: Door, left with cutout GS2-ED

Part-Number: 105044



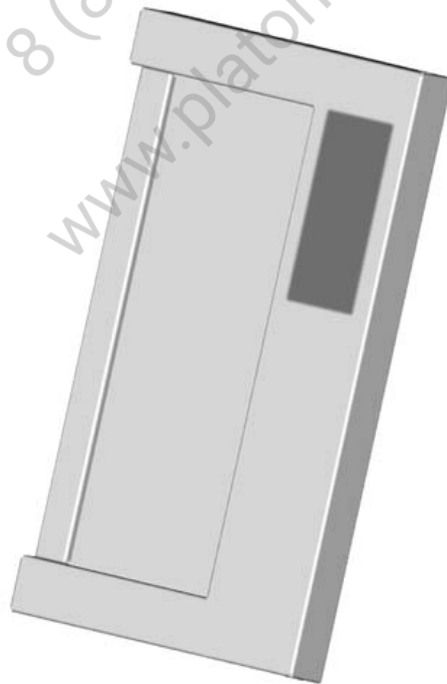
Part: Door right GS2-ED

Part-Number: 105047



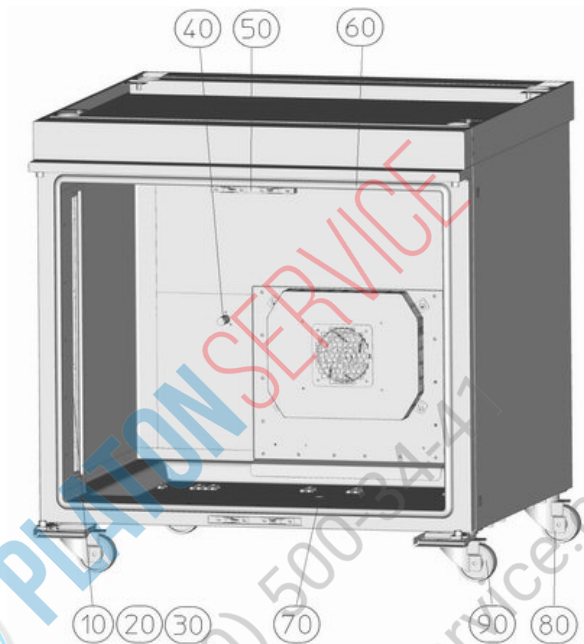
Part: Door right with cutout GS2-ED

Part-Number: 105045



Service manual Frame Prover2-ED IS100

Version: 2.00
Ident: GS 2-ED
Series: GS
Part-Number:



Chapter

- [010] - 102567 - Halogen sockets
- [020] - 101731 - Halogen Lamp 12V 10W
- [030] - 33042 - Porcelain clamp 2-pole 10A
- [040] - 105669 - Dual probe
- [050] - 102807 - Vice action latch (door)
- [060] - 38605 - Door seal
- [070] - 36149 - Plug for water tray
- [080] - 9050-110-002 - Castor
- [090] - 9050-110-001 - Castor with Brakes

Part: Halogen sockets

Part-Number: 102567



Part: Halogen Lamp 12V 10W

Part-Number: 101731



Part: Porcelain clamp 2-pole 10A

Part-Number: 33042



Part: Dual probe

Part-Number: 105669



Part: Vice action latch (door)

Part-Number: 102807



Part: Door seal

Part-Number: 38605



Part: Plug for water tray

Part-Number: 36149



Part: Castor

Part-Number: 9050-110-002



Part: Castor with Brakes

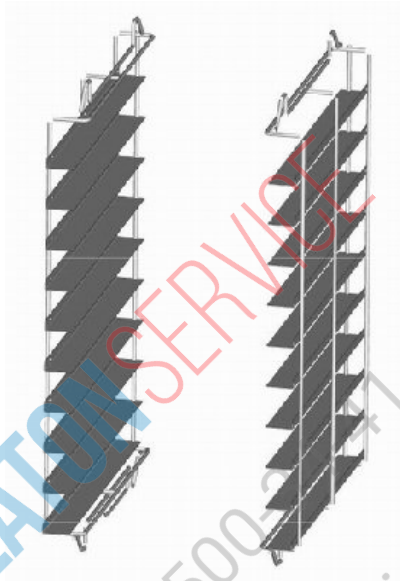
Part-Number: 9050-110-001



Service manual

Tray Runners Prover2-ED complete (2x10)

Version: 2.00
Ident: GS2-ED
Series: GS
Part-Number:

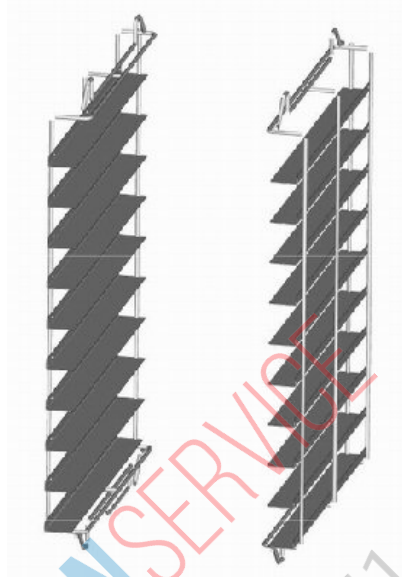


Chapter

- [001] - 102551 - Tray runners GS2-ED complete (2x10)
- [010] - 103024 - Tray runners GS-ED, 10 trays left
- [020] - 103025 - Tray runners GS-ED, 10 trays right
- [030] - 105170 - Tray runners GS2-ED complete, wide trays

Part: Tray runners GS2-ED complete (2x10)

Part-Number: 102551



Part: Tray runners GS-ED, 10 trays left

Part-Number: 103024



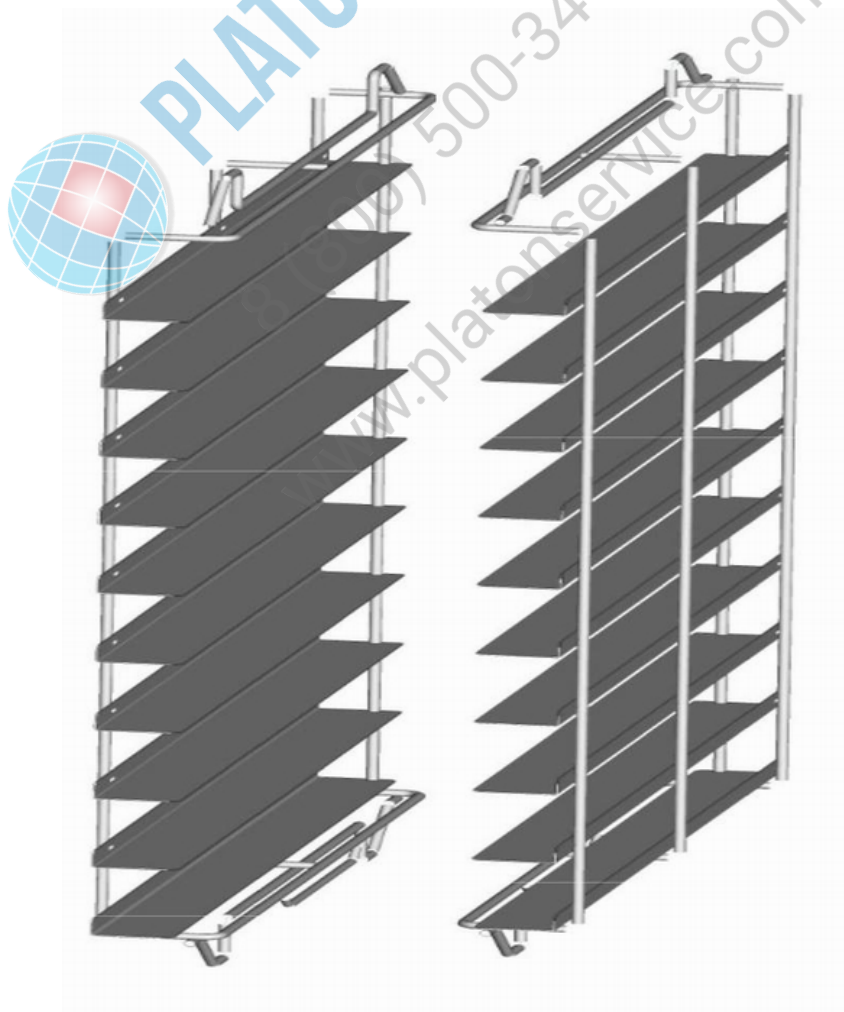
Part: Tray runners GS-ED, 10 trays right

Part-Number: 103025



Part: Tray runners GS2-ED complete, wide trays

Part-Number: 105170



Service manual

Water-Energy-Unit Prover-ED

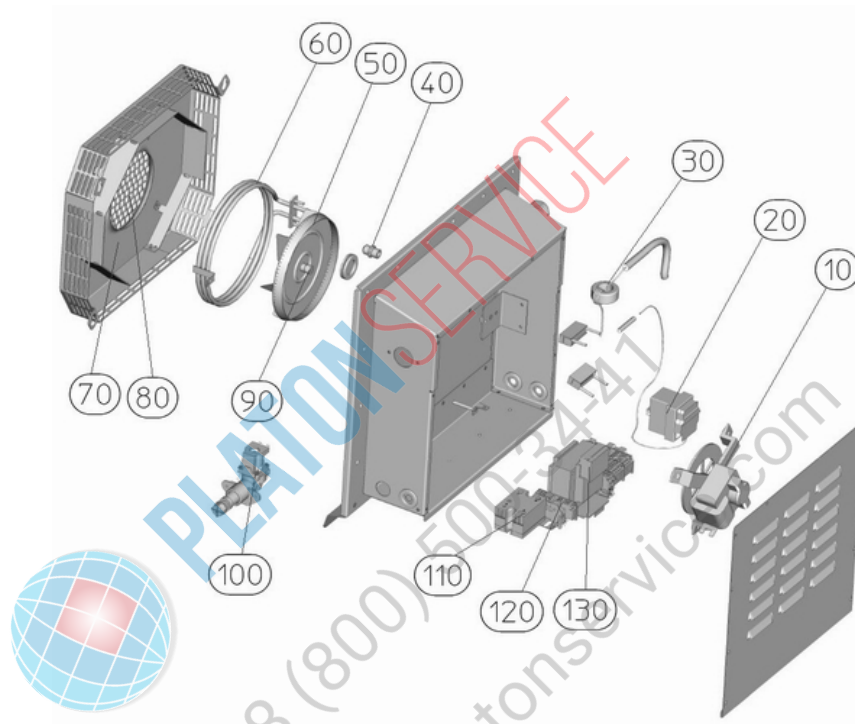
Version: 2.00

Ident: GS 1-ED

Series: GS

Part-Number: 105387

This part can be ordered.



Chapter

- [010] - 36106 - Motor
- [020] - 102696 - Safety limit switch
- [030] - 33372 - Suppressor Element
- [040] - 102530 - Screwing
- [050] - 102859 - Vaporizer
- [060] - 103551 - Heater 2000 W
- [070] - 105388 - Ventilation cover
- [080] - 105786 - Fan grill
- [090] - 103339 - Adjusting collar with grub screw
- [100] - 103550 - Solenoid valve
- [110] - 34912 - Semi-conductor relay 1-pole
- [120] - 34108 - Clamp grey 3L 2.5qmm
- [120] - 34109 - Clamp 3L blue 280-684
- [120] - 34110 - Clamp 3L 2.5qmm 280-687
- [130] - 100840 - Transformer

Part: Motor

Part-Number: 36106



Part: Safety limit switch

Part-Number: 102696



Part: Suppressor Element

Part-Number: 33372



Part: Screwing

Part-Number: 102530



Part: Vaporizer

Part-Number: 102859



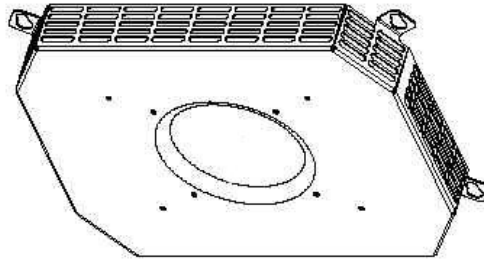
Part: Heater 2000 W

Part-Number: 103551



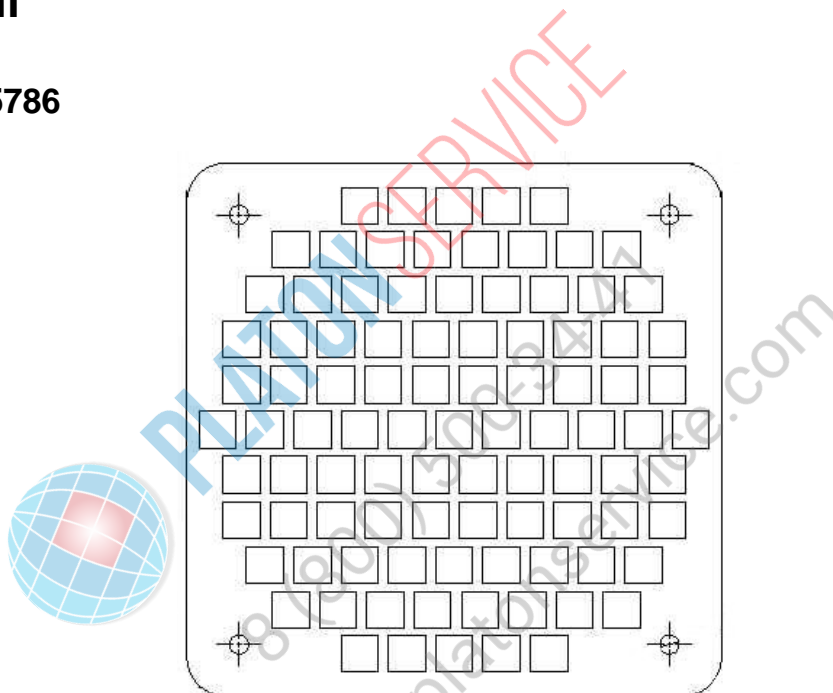
Part: Ventilation cover

Part-Number: 105388



Part: Fan grill

Part-Number: 105786



Part: Adjusting collar with grub screw

Part-Number: 103339



Part: Solenoid valve

Part-Number: 103550




Part: Semi-conductor relay 1-pole

Part-Number: 34912



Part: Clamp grey 3L 2.5qmm

Part-Number: 34108




Part: Clamp 3L blue 280-684

Part-Number: 34109



Part: Clamp 3L 2.5qmm 280-687

Part-Number: 34110



Part: Transformer

Part-Number: 100840



PLATON SERVICE
8 (800) 230-47
www.platon-service.com

Urheberrecht:

Das Urheberrecht an diesem Servicehandbuch verbleibt bei der WIESHEU GmbH. Dieses Servicehandbuch ist nur für autorisierte Servicepartner und dessen Personal bestimmt. Sie enthält Vorschriften und Hinweise, die weder vollständig noch teilweise vervielfältigt, verbreitet oder anderweitig mitgeteilt werden dürfen.

Alle Darstellungen, Zeichnungen, Bilder Texte und Angaben sind urheberrechtlich geschützt. Sie unterliegen den gewerblichen Schutzrechten.

Zu diesem Servicehandbuch:

Alle Abbildungen in diesem Dokument sollen die Verständlichkeit unterstützen. Die Abbildungen sind nicht maßstabsgerecht. Teilweise sind dem Originalprodukt ähnelnde Abbildungen dargestellt, die geringfügig abweichen können.

Achtung!

Vermeiden Sie Fehlfunktionen oder Beschädigungen durch falsche Ersatzteile. Wir empfehlen die ausschließliche Verwendung von WIESHEU-Original-Ersatzteilen.

Wiesheu GmbH
Daimlerstrasse 10
DE-71563 Affalterbach
Telefon: +49 (0)7144 / 3 03-0
Fax: +49 (0)7144 / 3 03-11
Service-Telefon: 0800-WIESHEU
E-Mail: info@wiesheu.de
www.wiesheu.de

Stand: 08.06.2010



PLATON SERVICE

8 (800) 500-34-41

www.platonservice.com